

# Topic «Construction Work»



Welcome

# Matching



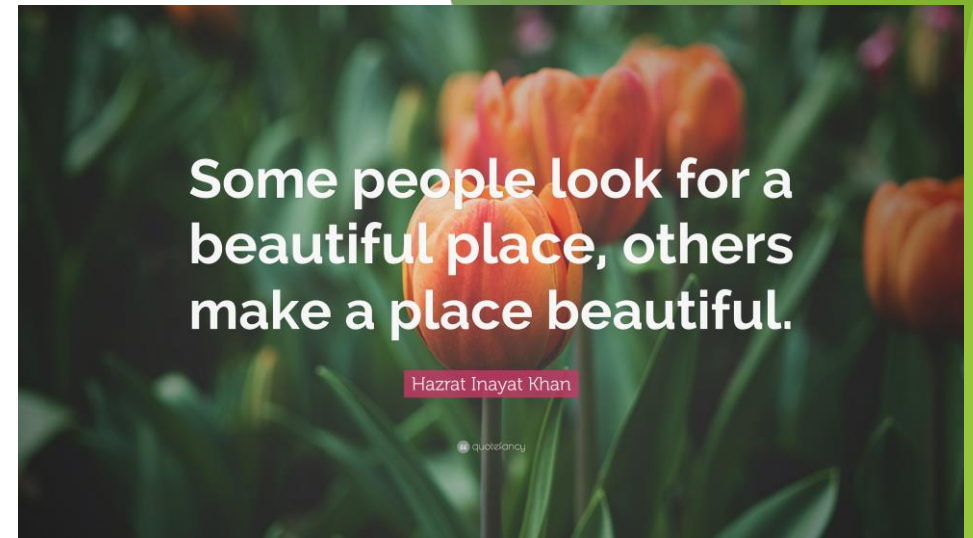
## Home quotes and sayings:

1. East or west	a. a lion at home
2. Men make houses	b. take work
3. There's no place	c. a home is built with love and dreams
4. My home is	d. others make a place beautiful
5. Every dog is	e. home is the best
6. A house is made of walls and beams	f. my castle
7. Good houses	g. like home
8. Some people look for a beautiful place	h. women make homes





there is  
=NO PLACE=  
*like*  
**Home**



Some people look for a beautiful place, others make a place beautiful.

Hazrat Inayat Khan

quotation

**Discussion:** Which of the quotes or sayings are familiar to you? Which was the new one? Which do you find surprising? Which is difficult to agree with? Choose the best one to be the motto of today's lesson and write it down into your notebooks.

*A house is made of bricks & beams*

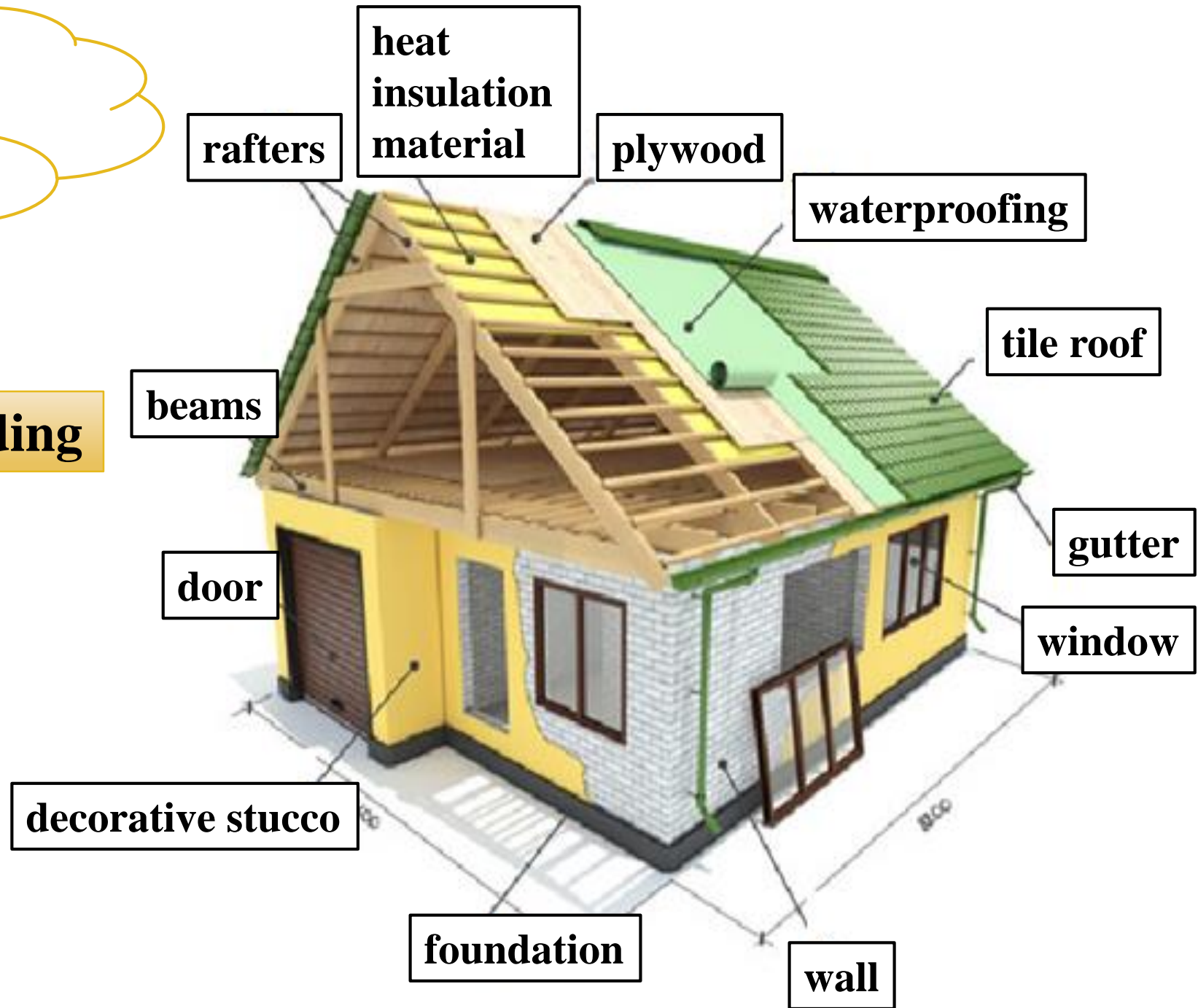

*A Home is built with Love and Dreams*

*my house*  
*is my*  
dreamstime  
**CASTLE**



*Let's revise vocabulary  
and review the main  
components of a house*

**Name parts of this building**



**Vocabulary  
Game “Name 3  
Magic Things”**



**1. 3 most important parts of a building**



**7. 3 kinds of cement**



**6. 3 kinds of concrete**

**2. 3 building professions**

**5. 3 antonyms to “build”**



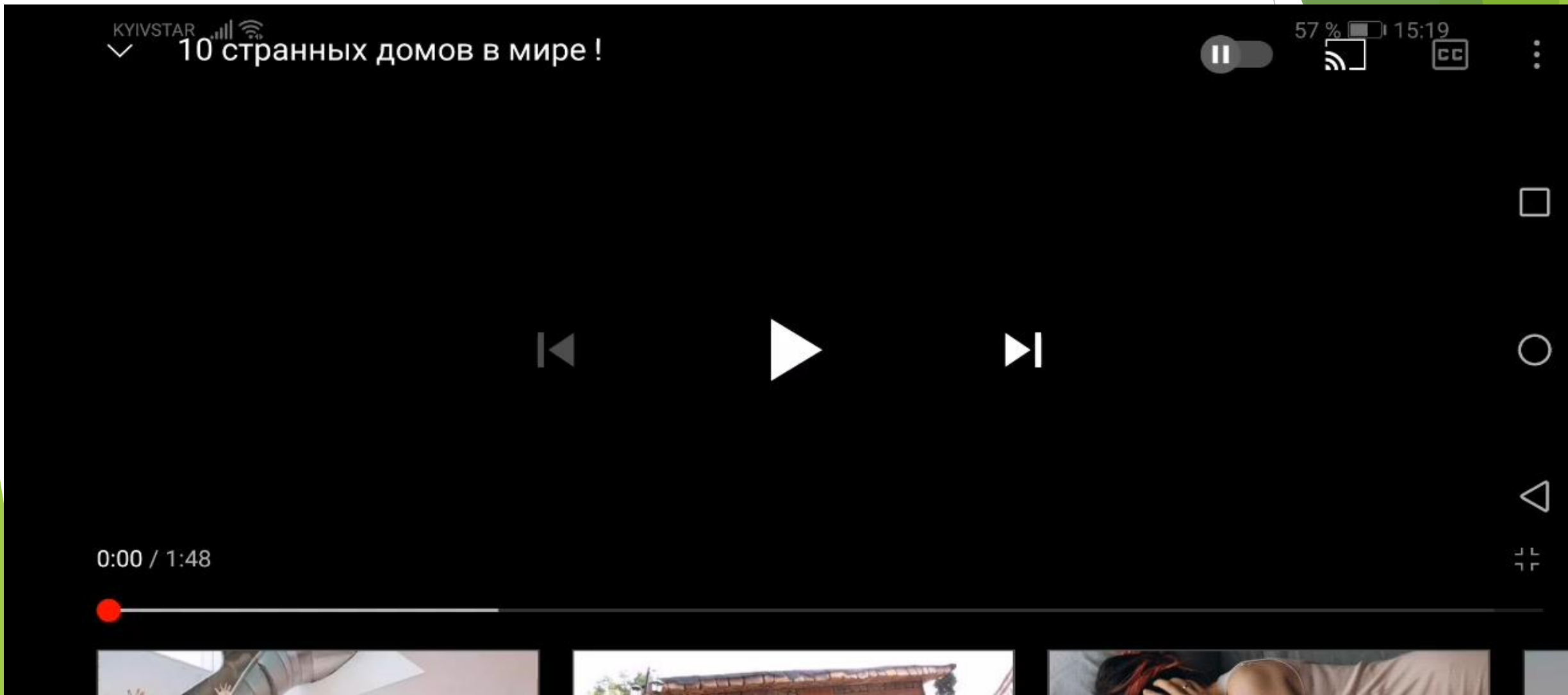
**3. 3 synonyms to “build”**



**4. 3 components of concrete**



**Watching video and discussing.** Sometimes people choose very unusual places and homes to live in. Now you will watch a video “10 Strangest Houses in the World”.



*Which house you would like to live in and which one you would not like to live in?*

Smallest house



Shoe house



Crooked house




Stone house



Airplane house



Seashell house



Steel house



Mushroom house



Transparent house



Upside-down house



**TOP STRANGEST HOUSES IN THE WORLD**


# MY DREAM HOUSE

*Aleksandra Porutska*



First of all, my house will be located outside the city in a calm, peaceful and beautiful place.

I would always like to live by the river and have my own farm and a large plot of land.



It is very important for me to have a stable nearby.

I want my house to have two floors. The first floor will have a guest room, a kitchen and a dining room.




On the second floor, I will have three bedrooms: one for the parents and two for the children.



For the children, I will have a play area and a study room.



Also on the ground floor I will place the bathroom, wardrobe and storage room.



I want an interior in white in the style of minimalism.



I want my house to be bright and spacious, for this I will install panoramic windows and a lot of mirrors.

a lot of mirrors.

panoramic windows and



The furniture in my house will be simple and of the same type.

same type




I will use a clever technique that works on a pop or button press.

or button press



My home will be as functional and comfortable as possible.



**Thanks for watching!**

## My dream house

Khassan Sandal

Probably every person dreams of his own secluded corner in this world, where you can rest, relax and isolate yourself from the noisy metropolis.



I present to your attention  
my dream corner - **a  
spacious apartment with a  
large area and large bright  
windows.**

it consists of **4 rooms:**

1. Living room
2. kitchen
3. bedroom
4. bathroom

**Let's go over the premises of  
my apartment.**



## 1. Living room

My living room is brutalist. This style is distinguished by the simplicity of the forms of interior elements and muted, discreet colors.





## 2. Kitchen

Small kitchen in the same style as the living room. It is equipped with all inverter, which allows you to run a household in a minimum volume.



### 3. Bedroom

The bedroom inherits the brutalist style from the living room. It is equipped with a large double bed, panoramic windows facing south and a door leading to the bathroom of the apartment.



## 4. Bathroom

We pass through the bedroom into a small bathroom. The bathroom is equipped with a shower and a bidet. The walls are clad in black porcelain stoneware, which gives the room a special gloss



This concludes my tour  
of my dream  
apartment. **Thank you**  
for attention.



# PENTHOUSE PRESENTATION



Pasha Zgonnikov 35a


Penthouse - a separate dwelling on the top floor (or several floors) of a multi-storey building, which has its own terrace. In addition to the terrace, the penthouse can also be equipped with a "winter garden", swimming pool, etc.



In modern practice, the word "penthouse" means an expensive and luxurious apartment, which offers an original panoramic view on four sides and access to the roof. The cost of a penthouse apartment is many times higher than the cost of other apartments in the same building. Since a penthouse is a symbol of prestige, many wealthy people are ready to give almost any money for it. For Ukraine, this is a new type of luxury real estate only now gaining momentum




The best penthouse should have a stunning panoramic view and a prestigious location, as well as high ceilings and an exploitable roof in case of creating a unique interior. The requirements also include environmentally friendly building and finishing materials, a fireplace, a winter garden, a helipad, as well as a complete set of engineering infrastructure (energy and water supply, telecommunications, air conditioning, heating, elevators, security).





The architectural solutions of penthouses are sometimes unique, they are often decorated with terraces, flower beds, even full-size swimming pools. The most luxurious penthouses have individual lifts.



***Before-Reading: What is the most important for you if you would like to construct a house?***

- price
- location
- modern conveniences
- building materials
- builders
- architects



## *Vocabulary to the text:*

lot – ділянка землі  
frame – каркас  
bolt – прикріплювати  
sill – нижній брус  
plate – плита  
joist – перемичка  
beam – балка  
basement – підвал  
plywood – фанера  
lumber – пиломатеріали  
stud – опалубка, брус



carpenter – тесляр  
sheathing – обшивка  
fiberboard – ДВП  
plasterboard – гіпсокартон  
tar paper – руберойд  
flat – плоский  
slanted – похилий  
rafter – кроква  
ridge-board – гребінь, хребет  
asphalt – бітум  
chimney – димохід

**While-Reading: Read the text and get ready to explain what is necessary to begin with if you want to build a house:**  
**BUILDING A HOUSE**



***Answer the following questions:***

1. What is necessary to do first if you decide to build a house?
2. Whom is necessary to consult with?
3. Who designs the house, according to the buyer's ideas?
4. Who supervises the construction of the house?
5. What is the frame?
6. What supports the outside walls?
7. What is called studs?
8. What do carpenters do?
9. What seals the top of the house?
10. What is the form of the roofs?
11. How do we call slanted roofs formed by pieces of lumber?
12. What supports the weight of the roof and the floor?

H O M E



*Agree or disagree with the following statements:*

1. If a person decides to build a house, it is necessary to have money. +
2. The next step is to consult with relatives. ✗
3. The architect suggests the designs according to his own taste. ✗
4. The sill is the skeleton around which the rest of the house is built. ✗
5. The frame supports the outside walls. ✗
6. Horizontal pieces are called footing. ✗
7. Carpenters assemble all the parts of the house. ✗
8. The roof seals the top of the house. +
9. Roofs are always flat. ✗
10. Rafters support the weight of the floor. ✗



**Choose a word to  
put into each gap:**

~~Carpenters, the frame, rafters, slate shingles, plywood,  
studs, the footings, the roof, the ridge-board, asphalt,  
the chimney.~~

- 1.... is the skeleton around which the rest of the house is built.
2. After ... and foundation have been formed, workers bolt wooden sills or base plates to the foundation.
3. Floor boards or ... nailed on top of the joists make the bottom layer of the floor.
4. Wall frames include vertical pieces of lumber called ... and horizontal pieces called plates.
5. ... assemble and nail together each wall frame separately before attaching it to the sill.
6. Slanted roofs are often formed by pieces of lumber called ... .
7. The rafters slant from the plates and meet at ... .
8. Rafters support the weight of ... just as joists support the weight of the floor.
9. Carpenters add the final layer of ... or ... , or roofing asphalt.
10. Flashings insulate the roof from ... and also prevents water from leaking into the house.



***Comprehensive check. Choose the best alternative according to the text:***

1. *If a person decides to build a house, ... .*

- a) he or she must have enough money;
- b) he or she must first select some partners;
- c) he or she must first select a lot or piece of land.

2. *The documents which are the basis for the contract provide information on ... .*

- a) size, materials, and how the house is to be built;
- b) qualification of the workers who will build the house;
- c) money which is necessary to pay.

3. *The frame is the skeleton ... .*

- a) around which all the works are organized;
- b) around which the rest of the house is built;
- c) which is the main part of the house.

4. *Workers bolt wooden sills or base plates to the foundation ... .*

- a) after the footings and foundation have been formed;
- b) after they are asked to do this;
- c) before the footings and foundation have been formed.

5. *Floor boards or plywood ... make the bottom layer of the floor.*

- a) covered the top of the joists;
- b) nailed on top of the joists;
- c) nailed on the bottom of the joists.

6. *... separately before attaching it to the sill.*

- a) Carpenters assemble and nail together each wall frame;
- b) Carpenters select and paste together each wall frame;
- c) Builders assemble and nail together each wall frame.

7. *The roof seals the top of the house, they may be ...*

- a) flat, but most are slanted;
- b) only slanted;
- c) slanted, but most are flat.



***Comprehensive check. Choose the best alternative according to the text:***

8. *Slanted roofs are often formed by ... .*

- a) pieces of plasterboard called sills;
- b) plates of tar paper called rafters;
- c) pieces of lumber called rafters.

9. *Rafters support the weight of the roof just as ... .*

- a) beams support the weight of the whole house;
- b) studs support the weight of the floor;
- c) joists support the weight of the floor.

10. *Flashings or trips of sheet metal, placed around the chimney and other roof openings, ... .*


- a) prevent water from leaking into the house;
- b) prevent mud and clay from coming into the house;
- c) make the roof not dangerous for living.





***Listening and Vocabulary  
practice***

# Listen to 10 steps to build a new house



*Put these steps in the right order.*

1. Construct framing
2. Install insulation
3. Install hard surface flooring, countertops
4. Install light, outlets and switches
5. Install plumbing, electrical HVAC
6. Final walkthrough
7. Prepare construction site and pour foundation
8. Install mirrors, shower doors; finish flooring, exterior landscaping
9. Complete drywall and interior textures
10. Finish interior trim



## The Steps in the Home Building Process

1. Prepare Construction Site and Pour Foundation

2. Construct Framing

3. Install Plumbing, Electrical HVAC

4. Install Insulation

5. Complete Drywall and Interior Textures

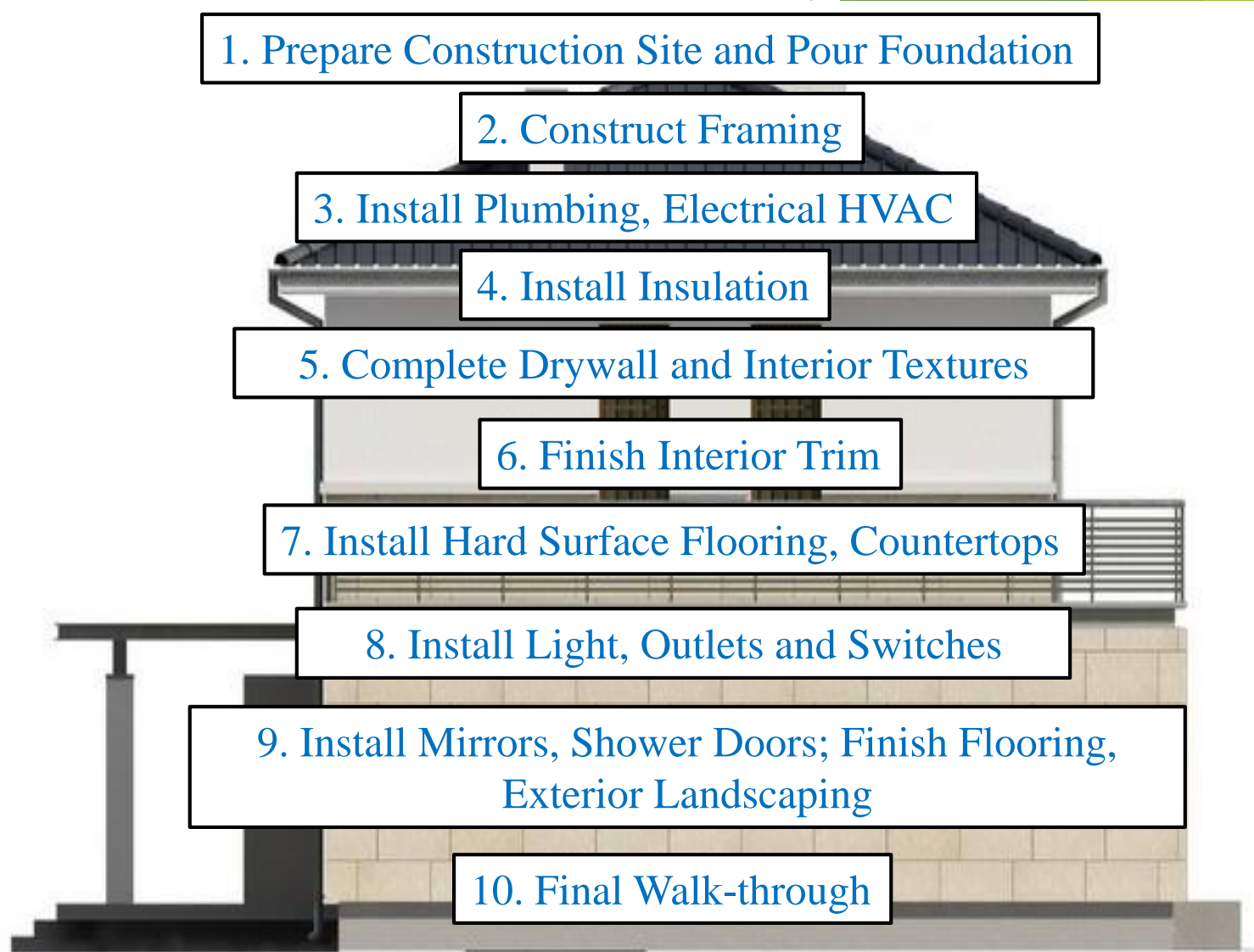
6. Finish Interior Trim

7. Install Hard Surface Flooring, Countertops

8. Install Light, Outlets and Switches

9. Install Mirrors, Shower Doors; Finish Flooring,  
Exterior Landscaping

10. Final Walk-through



# THE FUTURE TENSES

## • *FUTURE SIMPLE*

+ S + will + V

- S + won't + V

? Will + S + V

I will play... / I'll play...

He will not read.../He won't read...

Will they watch?- Yes, they will/No, they won't.

*Tomorrow, the day after tomorrow, next week/ month / year, tonight, soon, in a day, in 2 months.*



## USE:

- **to make a prediction about with the verbs** *think, believe, expect, imagine, I'm sure, I hope, I'm afraid, probably, perhaps, maybe.*

*Maybe, we'll visit Grandma tomorrow.*

*I think the weather will be fine.*

- **to make promises or threats**


*-If you don't come on time, I'll go without you.*

*-I'll be there at 5 sharp, I promise.*

- **to make a spontaneous decision**

*-I'm hungry.*

*-I'll make you a sandwich.*



## **FUTURE CONTINUOUS**

**+ S + will + be + V-ing**

**- S + won't + be + V-ing**

**? Will + S + be + V-ing**

I will be cooking/I'll be cooking...

He won't be sleeping...

Will you be drawing...?-Yes, I will./No, I won't.

*This time tomorrow, next Sunday at 10 am, tomorrow  
from 4 till 6 pm*



## USE:

- **to express action at a particular moment in the future**

*Tom will be writing a test at 3pm tomorrow.*

- **to refer to events that we expect to happen in the future**


*Next Sunday at 11am they'll be driving to Moscow.*

- **to ask politely for information about the future**

*-What will you be doing tomorrow at about 7pm?*

*-I'll be watching a DVD with my friend. Will you join us?*

*-I'd love to.*





## **FUTURE PERFECT**

**+ S + will + have + V-ed/ V3**

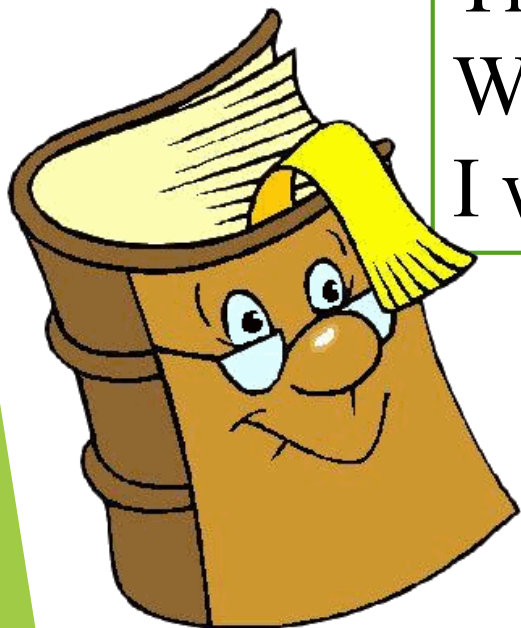
**- S + won't + have + V-ed/ V3**

**? Will + S + have + V-ed/ V3**

He will have done/He'll have done...

They won't have finished...

Will you have written...? –Yes, I will./No, I won't.



*Before, by, by then, by the time, until/till*



## USE:

- to express something that will be completed before a specific time in the future

*They will have bought a house by the end of the year.*

*She'll have cooked dinner by 6 pm tomorrow.*

- after the time expression *by the time, until/till, before* we use **Present Simple**, because they introduce subordinate clauses

*By the time you arrive, I'll have cleaned the flat.*

*He'll have done his homework before his parents come home.*

- as a rule, *until/till* are used in negative sentences.

*Sam won't have fixed the car until/till this evening.*




## Let's Practice!



### *1. Put the verbs in brackets in the correct form:*

1. Kate will have painted (paint) the house by 3pm tomorrow.
2. If you can't do it yourself, I will help (help) you.
3. She will get (get) married in September.
4. I will have finished (to finish) my work by that time.
5. I will have written (write) my composition until late in the evening.
6. Tom will be dancing (dance) at the party at 9pm on Saturday.



## II. Choose the correct item:



1. He \_\_\_\_\_ to New York this time tomorrow.

A. is flying

B. will be flying

C. fly

2. If Roy doesn't call his girlfriend, she \_\_\_\_\_ angry.

A. will be

B. will have been

C. will being

3. Ann \_\_\_\_\_ them by seven o'clock.

A. will phone

B. will have phoned

C. will be phoning

4. The mechanic \_\_\_\_\_ the car till next Tuesday.

A. won't fix

B. will have fixed


C. won't have fixed


5. They \_\_\_\_\_ English lesson from nine to ten.

A. will be having

B. will have

C. will having





Home Task: Write an essay “What are the basic rules of construction”. Be ready to retell the text “Building a house”.

